



MODEL NO: 19-22UYSYGC/S530-A2/TR8
Chip LEDs with Bi-Color(Multi-Color)

Device Number : DSE-192-005 REV. 1.0

ECN : _____ Page: 1/10

Features :

- Package in 8 mm tape on 7" diameter reel.
- Compatible with automatic equipment.
- Compatible with infrared and vapor phase reflow solder process.
- Multi-color type.

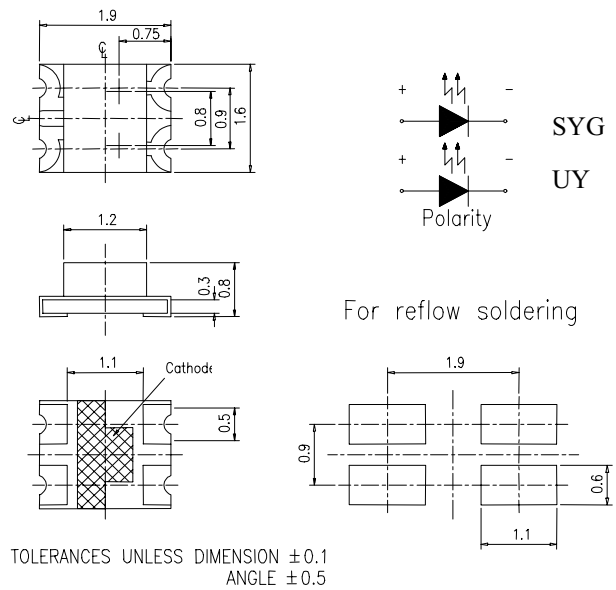
Descriptions :

- The 19-22 SMD Taping is much smaller than lead frame type components, thus enable smaller board size, higher packing density, reduced storage space and finally smaller equipment to be obtained.
- Besides, light Weight makes them ideal for miniature applications, etc.

Applications :

- Automotive: backlighting in dashboard and switch.
- Telecommunication: indicator and backlighting in telephone and fax.
- Flat backlight for LCD, switch and symbol.
- General use.

Package Dimensions :



Notes :

Tolerances Unless Dimension \pm
 0.1mm
 Angle $\pm 0.5^\circ$ Unit=mm

PART NO	Chip		Lens Color
	Material	Emitted Color	
19-22UYSYGC/S530-A2/TR8	UY:	AlGaInP Super Yellow	Water Clear
	SYG:	AlGaInP Super Yellow Green	

Office: NO. 25, Lane 76, Sec. 3, Chung Yang Rd., Tucheng 236, Taipei, Taiwan, R.O.C.
 TEL: 886-2-2267-2000, 2267-9936
 FAX: 886-2-2267-6244, 2267-6189, 2267-6306
<http://www.everlight.com>

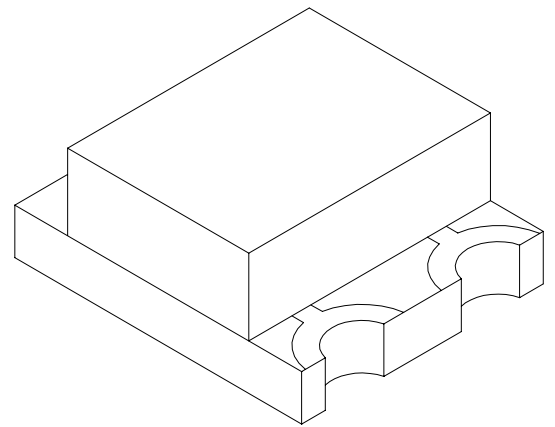
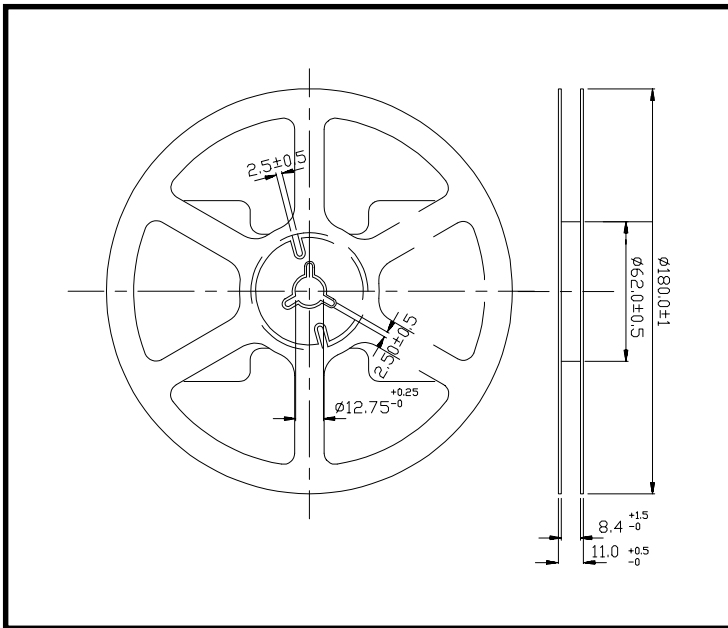


MODEL NO: 19-22UYSYGC/S530-A2/TR8
Chip LEDs with Bi-Color(Multi-Color)

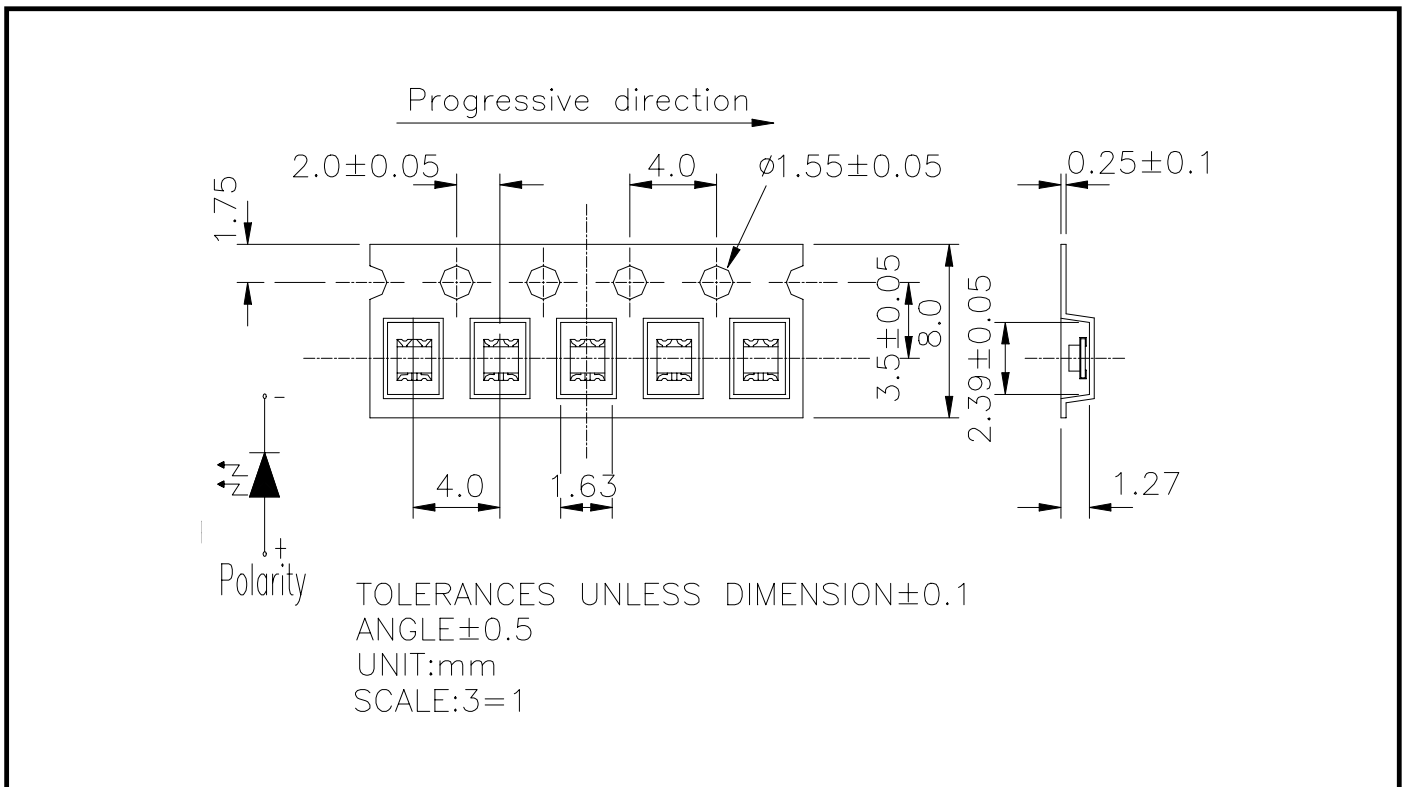
Device Number : DSE-192-005 REV. 1.0

ECN : Page: 2/10

■ Package Dimensions :



■ Loaded quantity per reel 2000 pcs/reel :





MODEL NO: 19-22UYSYGC/S530-A2/TR8
Chip LEDs with Bi-Color(Multi-Color)

Device Number : DSE-192-005 REV. 1.0

ECN : Page: 3/10

■ Absolute Maximum Ratings at Ta = 25°C

Parameter	Symbol	Rating	Unit
Reverse Voltage	Vr	5	V
Forward Current	If	UY: 25 SYG: 25	mA
Operating Temperature	Topr	-40 ~ +85	°C
Storage Temperature	Tstg	-40 ~ +90	°C
Soldering Temperature	Tsol	260 (for 5 second)	°C
Power Dissipation	Pd	UY: 60 SYG: 60	mW
Peak Forward Current(Duty 1/10 @ 1KHZ)	If(Peak)	UY: 160 SYG:160	mA



MODEL NO: 19-22UYSYGC/S530-A2/TR8

Device Number : DSE-192-005 REV. 1.0

Chip LEDs with Bi-Color(Multi-Color)

ECN : Page: 4/10

Electronic Optical Characteristics :

Parameter	Symbol	Min.	Typ.	Max.	Unit	Condition
Luminous Intensity	I _v UY: SYG:	14 9	35 14	-----	mcd	If=20mA
Viewing Angle	2θ 1/2	-----	130	-----	deg	If=20mA
Peak Wavelength	λ _p UY: SYG:	-----	591 575	-----	nm	If=20mA
Dominant Wavelength	λ _d UY: SYG:	-----	589 573	-----	nm	If=20mA
Spectrum Radiation Bandwidth	Δλ UY: SYG:	-----	15 20	-----	nm	If=20mA
Forward Voltage	V _f UY: SYG:	-----	2.0 2.0	2.4 2.4	V	If=20mA
Reverse Current	I _r	-----	-----	10	μA	V _r =5V



MODEL NO: 19-22UYSYGC/S530-A2/TR8
Chip LEDs with Bi-Color(Multi-Color)

Device Number : DSE-192-005 REV. 1.0

ECN : _____ Page: 5/10

■ Reliability Test Items And Conditions:

NO	Item	Test Conditions	Test Hours/Cycle	Sample Size	Ac/Re
1	Solder Heat	TEMP : 260°C ± 5 °C	5 SEC	76 PCS	0/1
2	Temperature Cycle	H : +85°C 30min ∫ 5 min L : -55°C 30min	50 CYCLE	76 PCS	0/1
3	Thermal Shock	H : +100°C 5min ∫ 10 sec L : -10°C 5min	50 CYCLE	76 PCS	0/1
4	High Temperature Storage	TEMP : 100°C	1000 HRS	76 PCS	0/1
5	Low Temperature Storage	TEMP : -55°C	1000 HRS	76 PCS	0/1
6	DC Operating Life	If = 20 mA	1000 HRS	76 PCS	0/1
7	High Temperature / High Humidity	85°C/85% RH	1000 HRS	76 PCS	0/1



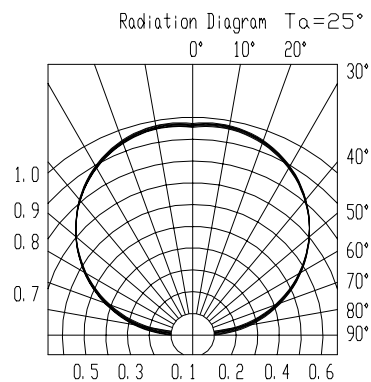
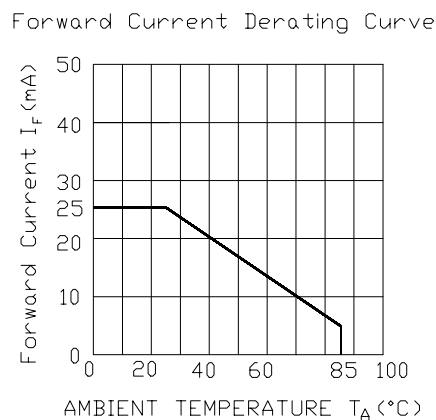
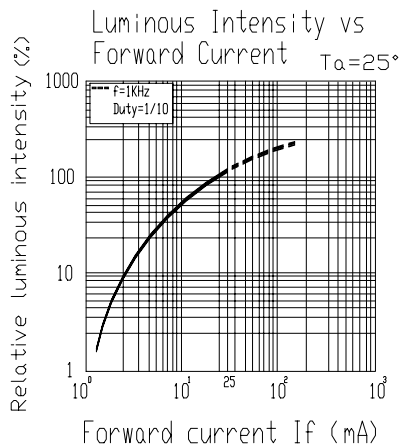
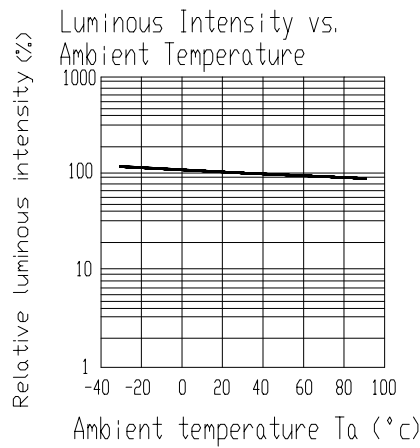
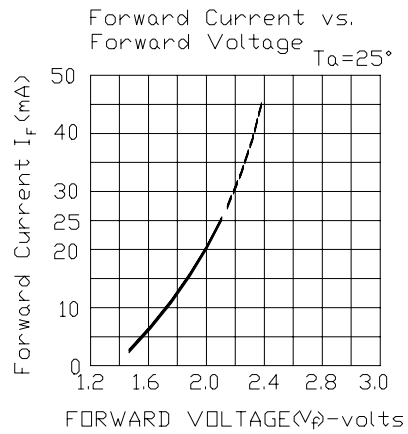
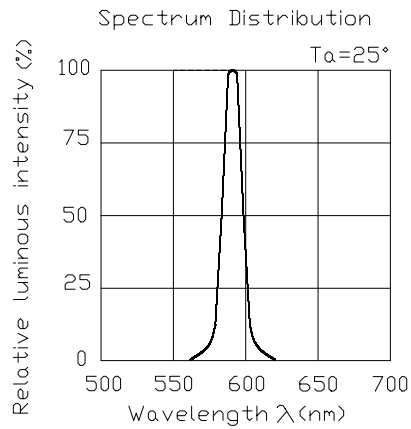
MODEL NO: 19-22UYSYGC/S530-A2/TR8
Chip LEDs with Bi-Color(Multi-Color)

Device Number : DSE-192-005 REV. 1.0

ECN : Page: 6/10

Typical Electro-Optical Characteristic Curves

UY



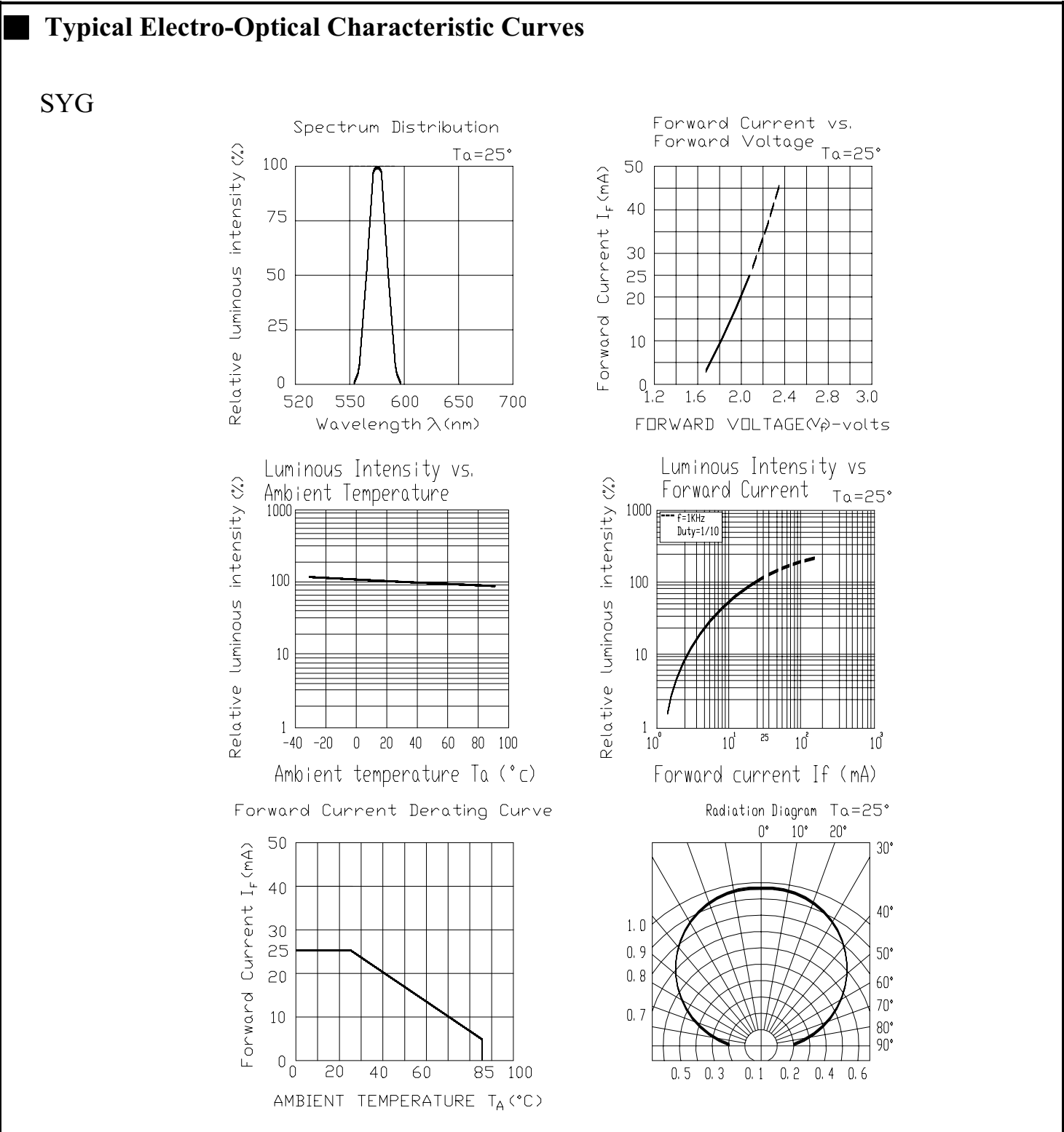


MODEL NO: 19-22UYSYGC/S530-A2/TR8

Device Number : DSE-192-005 REV. 1.0

Chip LEDs with Bi-Color(Multi-Color)

ECN : _____ Page: 7/10



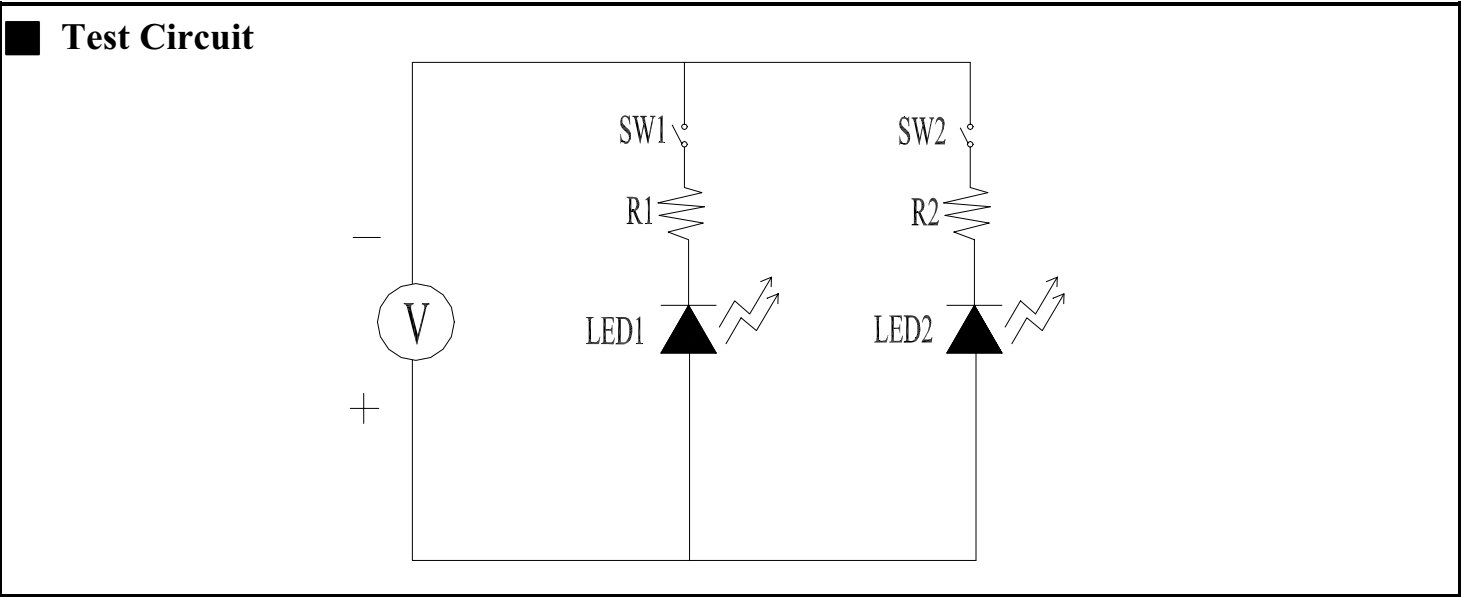


MODEL NO: 19-22UYSYGC/S530-A2/TR8

Device Number : DSE-192-005 REV. 1.0

Chip LEDs with Bi-Color(Multi-Color)

ECN : _____ Page: 8/10



■ **Precautions For Use**

1. Over-current-proof

Customer must apply resistors for protection , otherwise slight voltage shift will cause big current change (Burn out will happen).

2. Storage time

2.1 The operation of temperature and R.H. are : $5^{\circ}\text{C} \sim 35^{\circ}\text{C}$, R.H.60%.

2.2 Once the package is opened , the products should be used within a week.

Otherwise , they should be keep in a damp proof box with desiccating agent.

Considering the tape life , we suggest our customers to use our products within a year(from production date).

2.3 If opened more than one week in an atmosphere $5^{\circ}\text{C} \sim 35^{\circ}\text{C}$, R.H.60% , they should be treated at $60^{\circ}\text{C} \pm 5^{\circ}\text{C}$ for 15hrs.

2.4 When you discover that the desiccant in the package has a pink color (normal=blue) , you should treat them in the same conditions as 2.3.



MODEL NO: 19-22UYSYGC/S530-A2/TR8

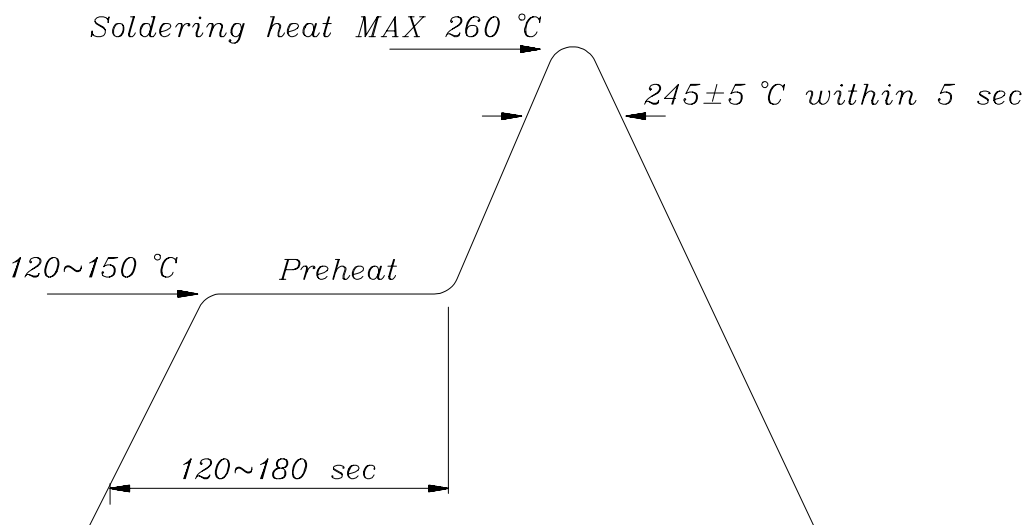
Device Number : DSE-192-005 REV. 1.0

Chip LEDs with Bi-Color(Multi-Color)

ECN : Page: 9/10

■ **Soldering heat reliability (DIP)**

Please refer to the following figure :

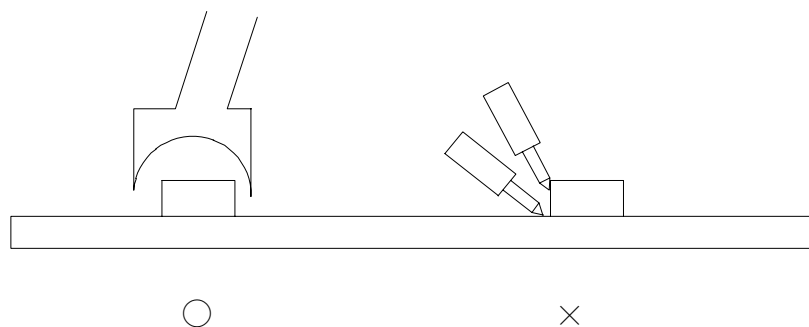


■ **Soldering Iron**

Basic spec is ≤ 5 sec when 260°C .If temperature is higher, time should be shorter (+10°C \rightarrow -1sec). Power dissipation of iron should be smaller than 15 W , and temperature should be controllable.Surface temperature of the device should be under 230 °C .

■ **Rework**

1. Customer must finish rework within 5 sec under 260°C .
2. Copper foil can not be touched by the head of iron.
3. Twin-head type is preferred.





MODEL NO: 19-22UYSYGC/S530-A2/TR8

Device Number : DSE-192-005 REV. 1.0

Chip LEDs with Bi-Color(Multi-Color)

ECN : _____ Page: 10/10

■ Reflow Temp / Time :

