



EVERLIGHT ELECTRONICS CO.,LTD.

DEVICE NUMBER : DLE-952-022 REV : 1.1

ECN : _____ PAGE : 1/5

1.8mm Round Subminiature "Gull Wing" Lead (Square Base) LEDs

MODEL NO : 95-21VYC/TR7

Features :

- Compatible with automatic placement equipment.
- Compatible with infrared and vapor phase reflow solder process.
- IC compatible.
- EIA std package.
- Mono-color type.

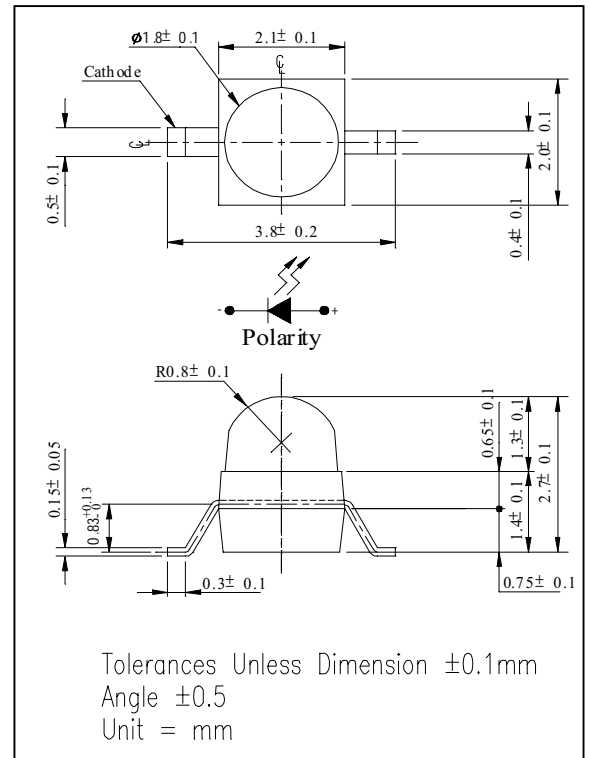
Descriptions :

- Besides, light weight makes them ideal for miniature applications, etc.
- Furthermore by automation assembly machines the accuracy is anticipated.

Applications :

- Small indicator for outdoor applications.
- Flat backlight for LCD, switches and symbols.
- Indicator and backlight in offic equipment.
- Indicator and backlight for battery driven equipment.
- Indicator and backlight for audio and video equipment.
- Automotive : backlighting in dashboards and switches.
- Telecommunication : indicator and backlighting in telephone and fax.
- General use.

Package Dimensions :



PART NO.	Chip		Lens Color
	Material	Emitted Color	
95-21VYC/TR7	GaAsP/GaP	Yellow	Water Clear

OFFICE : NO. 25,Lane 76,Sec.3, Chung Yang Rd., Tucheng 236, Taipei, Taiwan, R.O.C.

TEL : 886-2-2267-2000,2267-9936

FAX : 886-2-2267-6244,22676189,22676306

<http://www.everlight.com>



EVERLIGHT ELECTRONICS CO.,LTD.

DEVICE NUMBER : DLE-952-022

REV : 1.1

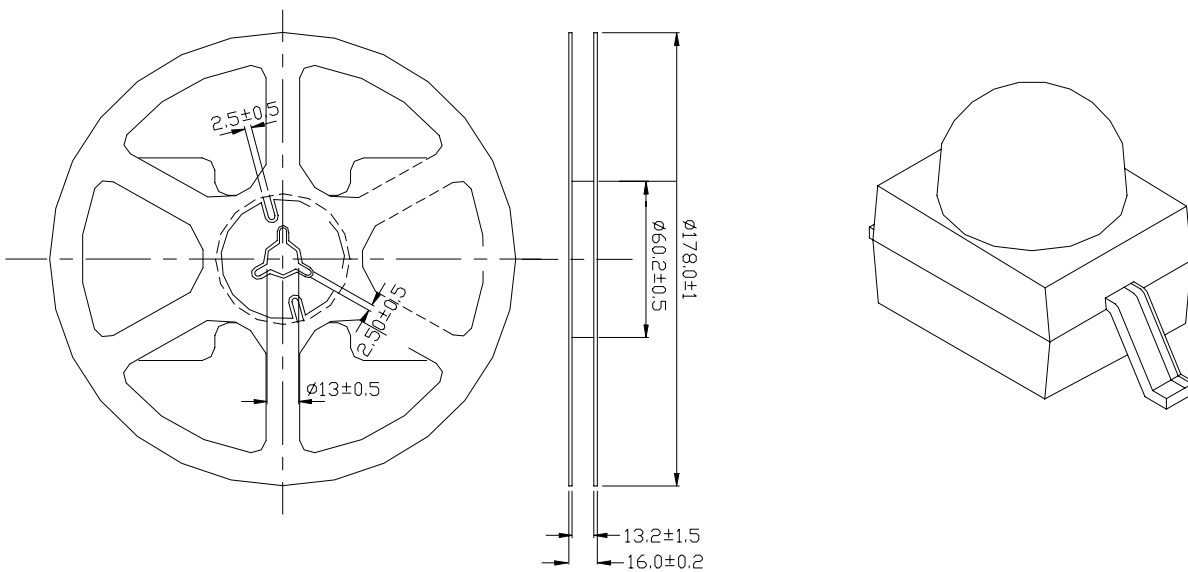
ECN : _____

PAGE : 2/5

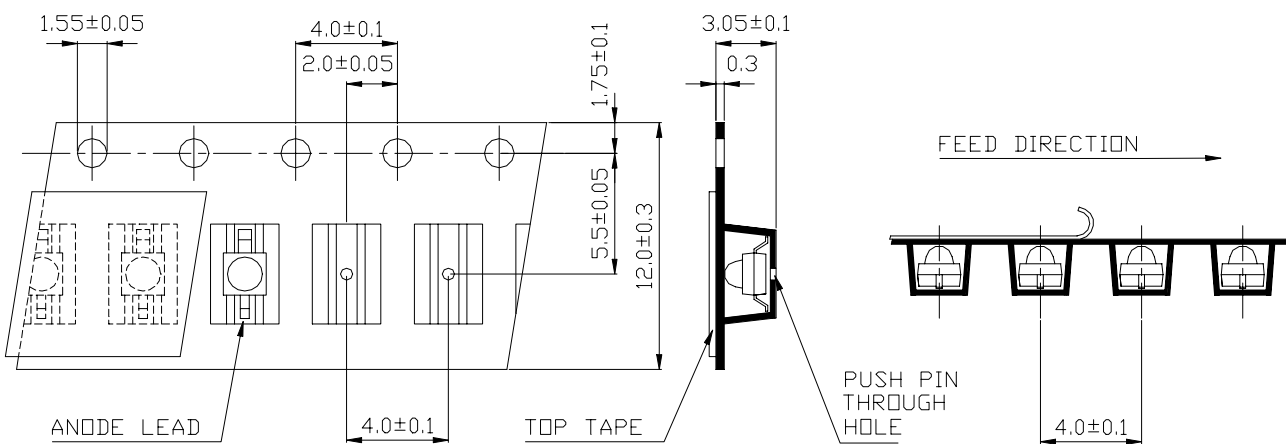
1.8mm Round Subminiature "Gull Wing" Lead (Square Base) LEDs

MODEL NO : 95-21VYC/TR7

■ Package Dimensions



■ Loaded Quantity Per Reel 1000 Pcs/Reel



1. All dimensions are in millimeters.
2. Lead spacing is measured where the lead emerge from the package
3. Protruded resin under flange 1.5 mm (0.59") max.



EVERLIGHT ELECTRONICS CO.,LTD.

DEVICE NUMBER : DLE-952-022 REV : 1.1ECN : _____ PAGE : 3/5

1.8mm Round Subminiature "Gull Wing" Lead (Square Base) LEDs

MODEL NO : 95-21VYC/TR7

■ Absolute Maximum Ratings at $T_a = 25^\circ\text{C}$

Parameter	Symbol	Rating	Unit
Reverse Voltage	V_R	5	V
Forward Current	I_F	30	mA
Operating Temperature	T_{opr}	-40 ~ +85	$^\circ\text{C}$
Storage Temperature	T_{stg}	-40 ~ +100	$^\circ\text{C}$
Soldering Temperature	T_{sol}	260 ± 5 (for 5 sec)	$^\circ\text{C}$
Power Dissipation	P_d	100	mW
Peak Forward Current(Duty 1/10 @ 1KHZ)	$I_F(\text{Peak})$	160	mA

■ Electronic Optical Characteristics :

Parameter	Symbol	MIN.	TYP.	MAX.	Unit	Condition
Luminous Intensity	I_v	18	30	----	mcd	$I_F = 20\text{mA}$
Viewing Angle	2θ	----	25	----	deg	
Peak Wavelength	λ_p	----	585	----	nm	
Dominant Wavelength	λ_d	----	590	----	nm	
Spectrum Radiation Bandwidth	$\Delta\lambda$	----	35	----	nm	
Forward Voltage	V_F	1.7	2.0	2.4	V	$V_R=5\text{V}$
Reverse Current	I_R	----	----	10	μA	



EVERLIGHT ELECTRONICS CO.,LTD.

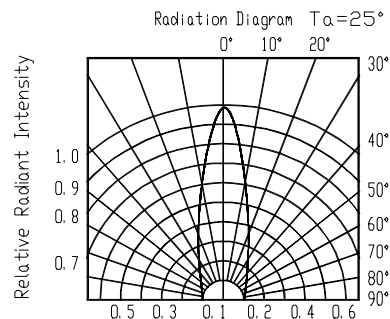
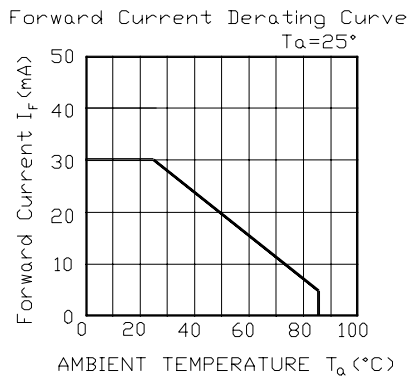
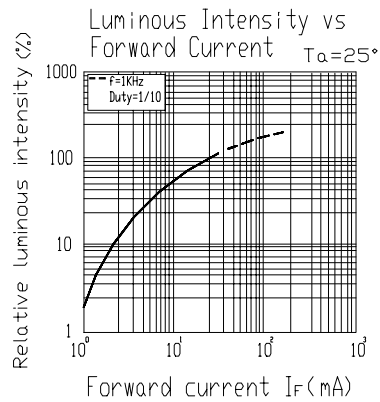
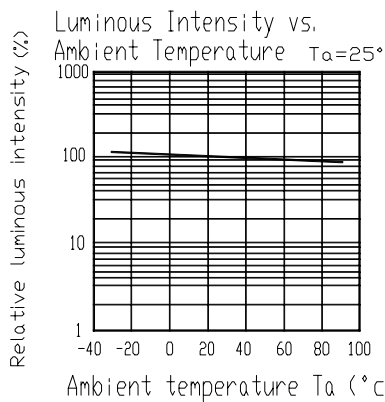
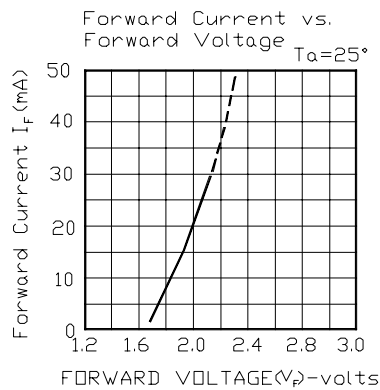
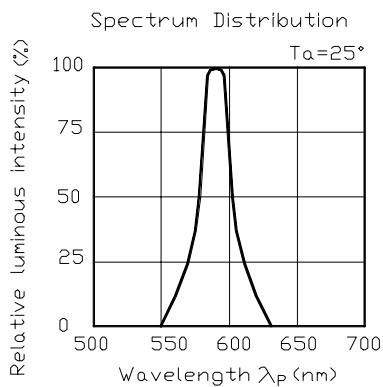
DEVICE NUMBER : DLE-952-022 REV : 1.1

ECN : _____ PAGE : 4/5

1.8mm Round Subminiature "Gull Wing" Lead (Square Base) LEDs

MODEL NO : 95-21VYC/TR7

■ Typical Electro-Optical Characteristic Curves





EVERLIGHT ELECTRONICS CO.,LTD.

DEVICE NUMBER : DLE-952-022 REV : 1.1

ECN : _____ PAGE : 5/5

1.8mm Round Subminiature "Gull Wing" Lead (Square Base) LEDs

MODEL NO : 95-21VYC/TR7

■ Reliability Test Items And Conditions

NO.	Item	Test Conditions	Test Hours/ Cycle	Sample Size	Ac/Re
1	Solder Heat	TEMP. : 260°C ± 5 °C	5 SEC.	76 PCS	0/1
2	Temperature Cycle	H : +85°C 30 min. ∫ 5 min. L : -55°C 30 min.	50 CYCLES	76 PCS	0/1
3	Thermal Shock	H : +100°C 5 min. ∫ 10 sec. L : -10°C 30 min.	50 CYCLES	76 PCS	0/1
4	High Temperature Storage	TEMP. : +100°C	1000 HRS	76 PCS	0/1
5	Low Temperature Storage	TEMP. : -55°C	1000 HRS	76 PCS	0/1
6	DC Operating Life	I _F = 20 mA	1000 HRS	76 PCS	0/1
7	High Temperature / High Humidity	85°C / 85% R H	1000 HRS	76 PCS	0/1