

PRELIMINARY SPEC

Part Number: WP7678C2SYC/J

### Technical Data



#### Features:

- \* High Luminance output.
- \* Design for High Current Operation.
- \* Uniform Color.
- \* Low Power Consumption.
- \* Low Thermal Resistance.
- \* Low Profile.
- \* Packaged in tubes for use with automatic insertion equipment.
- \* RoHS Compliant.

#### Benefits:

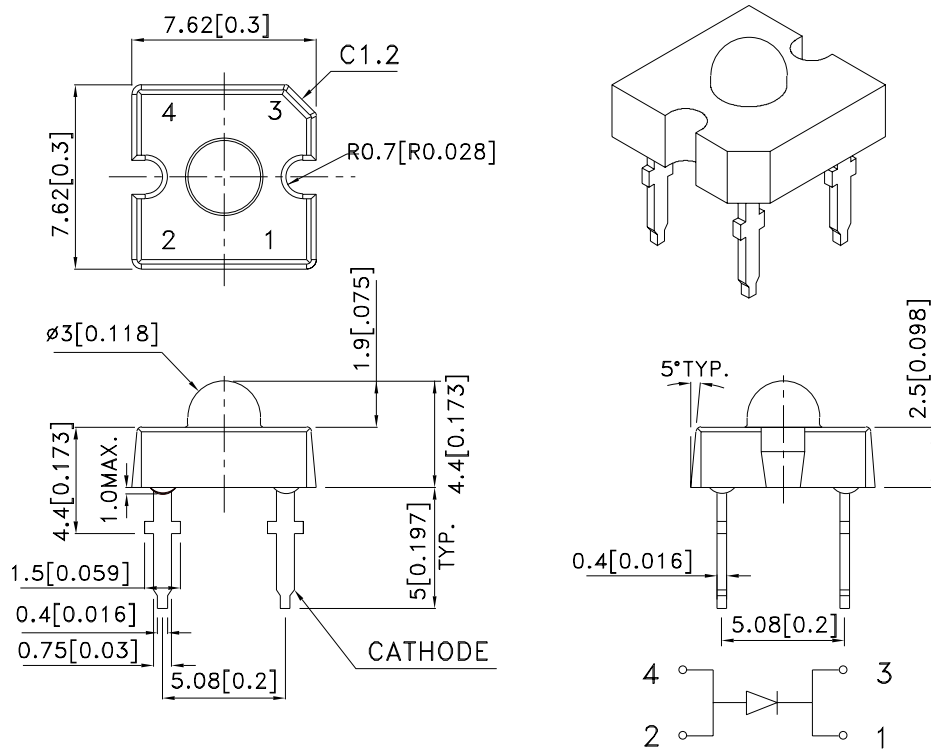
- \*Outstanding Material Efficiency.
- \*Electricity savings.
- \*Maintenance savings.
- \*Reliable and Rugged.

#### Typical Applications:

- \*Automotive Exterior Lighting.
- \*Electronic Signs and Signals.
- \*Specialty Lighting.



## Outline Drawings



**Notes:**

1. All dimensions are in millimeters (inches).
2. Tolerance is  $\pm 0.25(0.01")$  unless otherwise noted.
3. Lead spacing is measured where the leads emerge from the package.
4. Specifications are subject to change without notice.

### Absolute Maximum Ratings at $T_A=25^\circ\text{C}$

PARAMETER	SY/J	UNITS
DC Forward Current	70	mA
Power dissipation	245	mW
Reverse Voltage	5	V
Operating Temperature	-40 To +85	$^\circ\text{C}$
Storage Temperature	-55 To +85	$^\circ\text{C}$
Lead Solder Temperature[1]	260 $^\circ\text{C}$ For 5 Seconds	

1. 1.5mm[0.06inch]below seating plane.

## Selection Guide

Part No.	LED COLOR	Iv(cd)[1] @70mA		Viewing Angle[2]
		Min.	Typ.	2θ1/2 Typ.
WP7678C2SYC/J	Super Bright Yellow (AlGaInP)	2.5	5	40°

Notes:

- Luminous intensity is measured with an integrating sphere after the device has stabilized; Luminous Intensity / luminous flux: +/-15%.
- θ1/2 is the angle from optical centerline where the luminous intensity is 1/2 the optical centerline value.

## Optical Characteristics at TA=25°C If=70mA Rθj-a=200°C/W

DEVICE TYPE	PEAK WAVELENGTH λPEAK (nm) TYP.	DOMINANT[1] WAVELENGTH λDOM (nm) TYP.	SPECTRAL LINE WAVELENGTH Δλ1/2(nm) TYP.
SY/J	590	589	20

Note:

- The dominant wavelength is derived from the CIE Chromaticity Diagram and represents the perceived color of the device; Wavelength: +/-1nm.

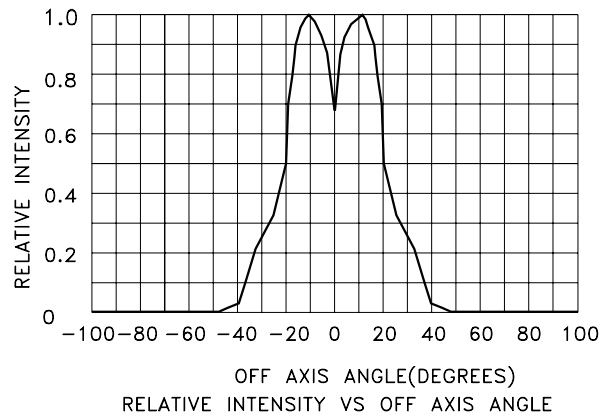
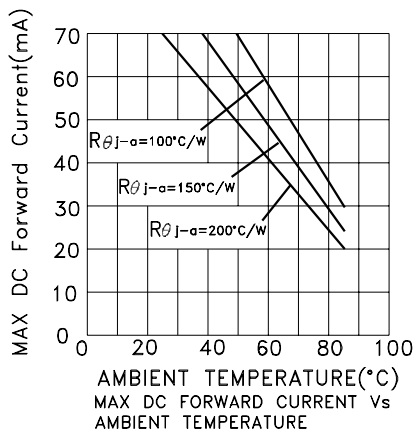
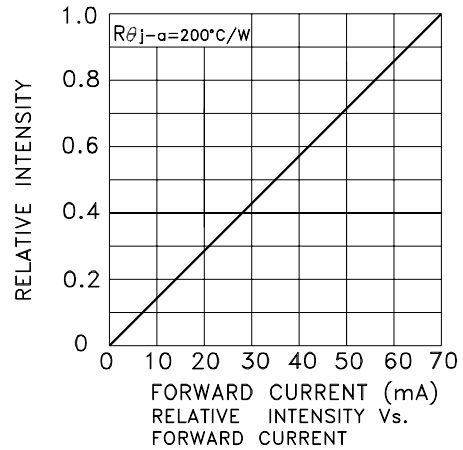
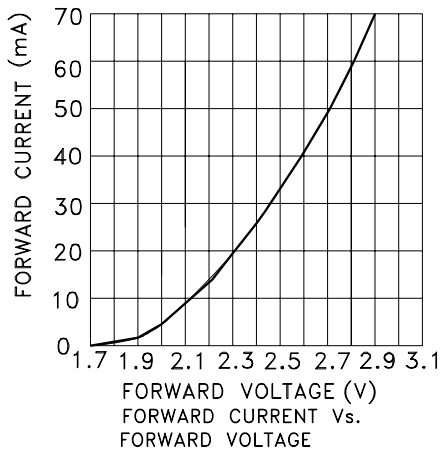
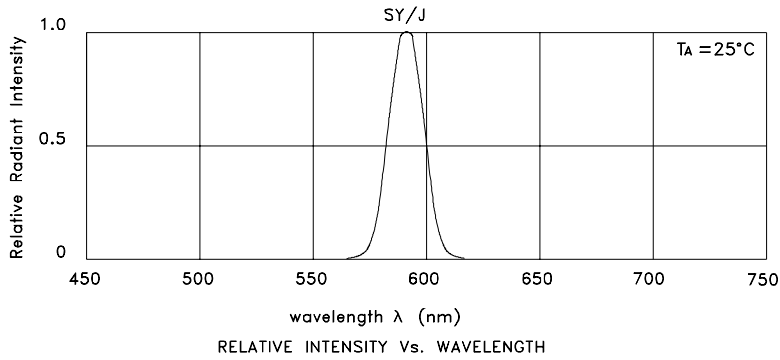
## Electrical Characteristics at TA=25°C

DEVICE TYPE	FORWARD VOLTAGE [1] VF (VOLTS) @ If=70mA			REVERSE CURRENT IR (uA) @ VR=5V	CAPACITANCE C (pF) @ VF=0V F=1MHZ	THERMAL RESISTANCE Rθj -pin °C/W
	MIN.	TYP.	MAX.	MAX.	TYP.	TYP.
SY/J	2.6	2.9	3.5	10	45	125

Note:

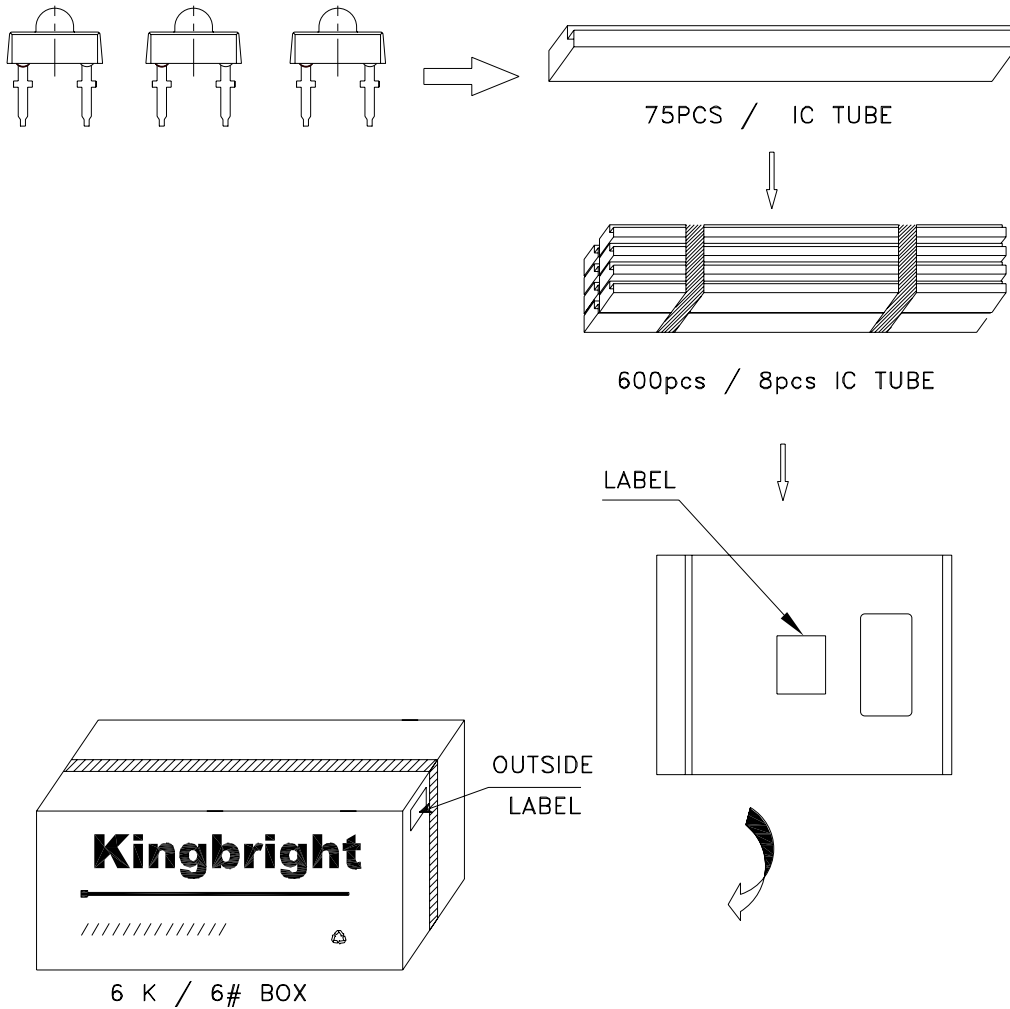
- Forward Voltage: +/-0.1V.


## Figures



**PACKING & LABEL SPECIFICATIONS**

**WP7678C2SYC/J**



<b>Kingbright</b>				
Q.C.	<table border="1"> <tr> <td style="text-align: center;">QC</td> </tr> <tr> <td style="text-align: center;">XX XX XX</td> </tr> <tr> <td style="text-align: center;">PASSED</td> </tr> </table>	QC	XX XX XX	PASSED
QC				
XX XX XX				
PASSED				
TYPE NO : WP7678C2xxx				
QUANTITY : 600 pcs				
S/N : XX	CODE: XX			
LOT NO :  <small>XXXXXXXXXXXX</small>				
MADE IN CHINA	RoHS Compliant			