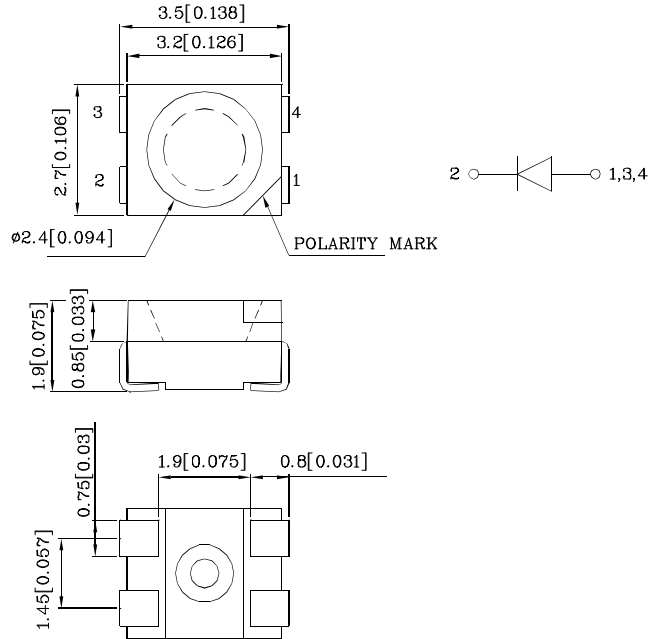


### Features

- Ideal for indication light on hand held products
- Long life and robust package
- Variety of lens types and color choices available
- Package : 1500pcs / reel
- Moisture sensitivity level : level 3
- RoHS compliant



### Package Schematics



#### Notes:

1. All dimensions are in millimeters (inches).
2. Tolerance is  $\pm 0.25(0.01)$ " unless otherwise noted.
3. Specifications are subject to change without notice.

| Absolute Maximum Ratings<br>( $T_A=25^\circ\text{C}$ )         |           | M2ACY<br>(AlGaInP) | Unit |
|--|-----------|--------------------|------|
| Reverse Voltage  | $V_R$     | 5                  | V    |
| Forward Current  | $I_F$     | 50                 | mA   |
| Forward Current (Peak)<br>1/10 Duty Cycle<br>0.1ms Pulse Width | $i_{FS}$  | 140                | mA   |
| Power Dissipation  | $P_D$     | 140                | mW   |
| Operating Temperature  | $T_A$     | -40 ~ +85          | °C   |
| Storage Temperature  | $T_{stg}$ | -40 ~ +85          |      |

| Operating Characteristics<br>( $T_A=25^\circ\text{C}$ )                     |                 | M2ACY<br>(AlGaInP) | Unit          |
|---|-----------------|--------------------|---------------|
| Forward Voltage (Typ.)<br>( $I_F=50\text{mA}$ )                             | $V_F$           | 2.3                | V             |
| Forward Voltage (Max.)<br>( $I_F=50\text{mA}$ )                             | $V_F$           | 2.8                | V             |
| Reverse Current (Max.)<br>( $V_R=5\text{V}$ )                               | $I_R$           | 10                 | $\mu\text{A}$ |
| Wavelength of Peak<br>Emission (Typ.)<br>( $I_F=50\text{mA}$ )              | $\lambda_P$     | 590                | nm            |
| Wavelength of Dominant<br>Emission (Typ.)<br>( $I_F=50\text{mA}$ )          | $\lambda_D$     | 589                | nm            |
| Spectral Line Full Width<br>At Half-Maximum (Typ.)<br>( $I_F=50\text{mA}$ ) | $\Delta\lambda$ | 20                 | nm            |
| Capacitance (Typ.)<br>( $V_F=0\text{V}$ , $f=1\text{MHz}$ )                 | C               | 45                 | pF            |

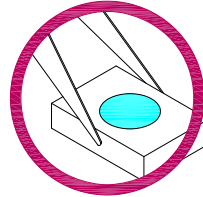
| Part Number | Emitting Color | Emitting Material | Lens-color  | Luminous Intensity<br>( $I_F=50\text{mA}$ )<br>mcd |      | Wavelength<br>nm<br>$\lambda_P$ | Viewing Angle<br>2 $\theta$ 1/2 |
|-------------|----------------|-------------------|-------------|--|------|---------------------------------|---------------------------------|
|             |                |                   |             | min.   | typ. |                                 |                                 |
| ZM2ACY96FS  | Yellow         | AlGaInP           | Water Clear | 1000   | 1590 | 640                             | 120°                            |

### Handling Precautions

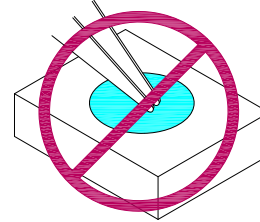
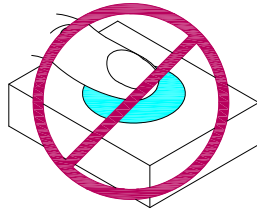
Compare to epoxy encapsulant that is hard and brittle, silicone is softer and flexible. Although its characteristic significantly reduces thermal stress, it is more susceptible to damage by external mechanical force.

As a result, special handling precautions need to be observed during assembly using silicone encapsulated LED products. Failure to comply might lead to damage and premature failure of the LED.

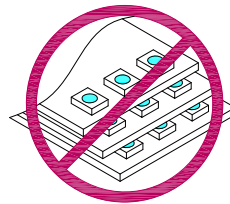
1. Handle the component along the side surfaces by using forceps or appropriate tools.



2. Do not directly touch or handle the silicone lens surface. It may damage the internal circuitry.



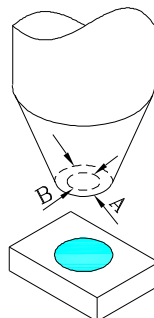
3. Do not stack together assembled PCBs containing exposed LEDs. Impact may scratch the silicone lens or damage the internal circuitry.



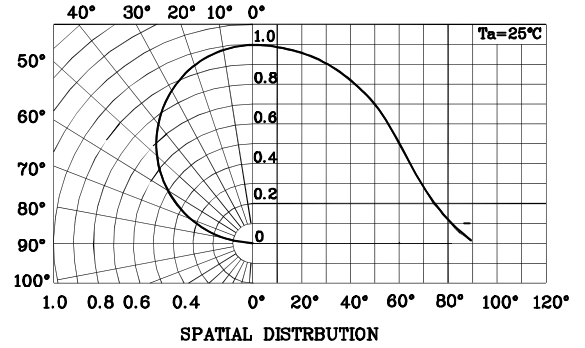
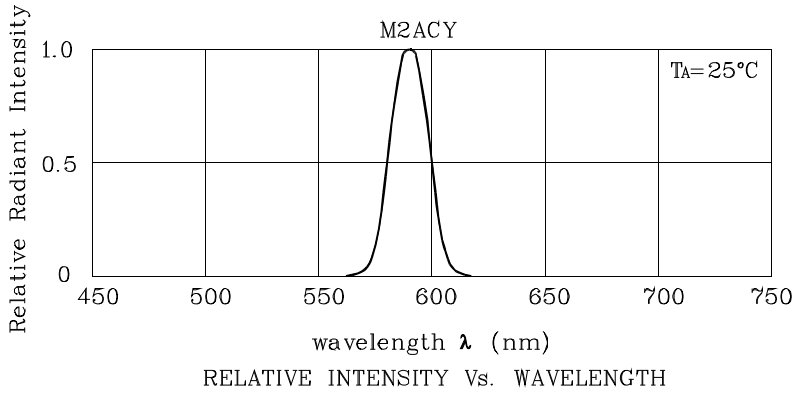
4.1. The outer diameter of the SMD pickup nozzle should not exceed the size of the LED to prevent air leaks. The inner diameter of the nozzle should be as large as possible.

4.2. A pliable material is suggested for the nozzle tip to avoid scratching or damaging the LED surface during pickup.

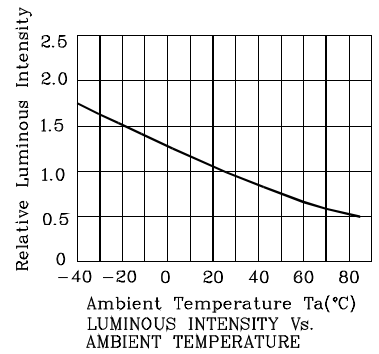
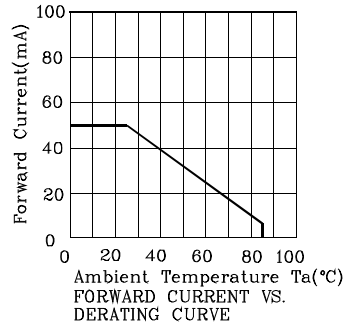
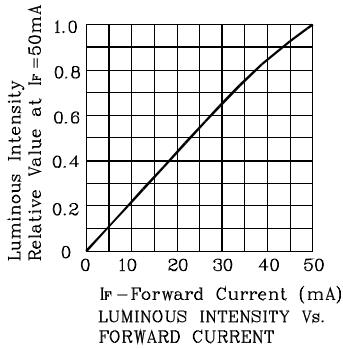
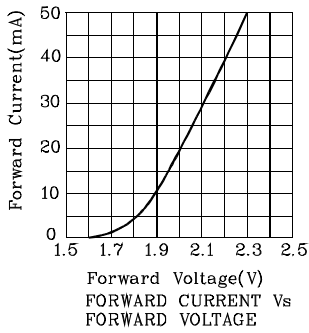
4.3. The dimensions of the component must be accurately programmed in the pick-and-place machine to insure precise pickup and avoid damage during production.



5. As silicone encapsulation is permeable to gases, some corrosive substances such as H<sub>2</sub>S might corrode silver plating of leadframe. Special care should be taken if an LED with silicone encapsulation is to be used near such substances.

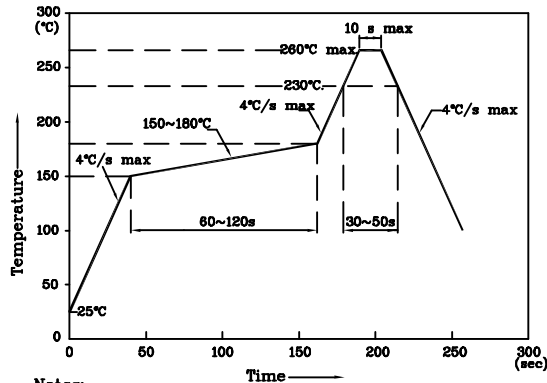


❖ M2ACY



**LED is recommended for reflow soldering and soldering profile is shown below.**

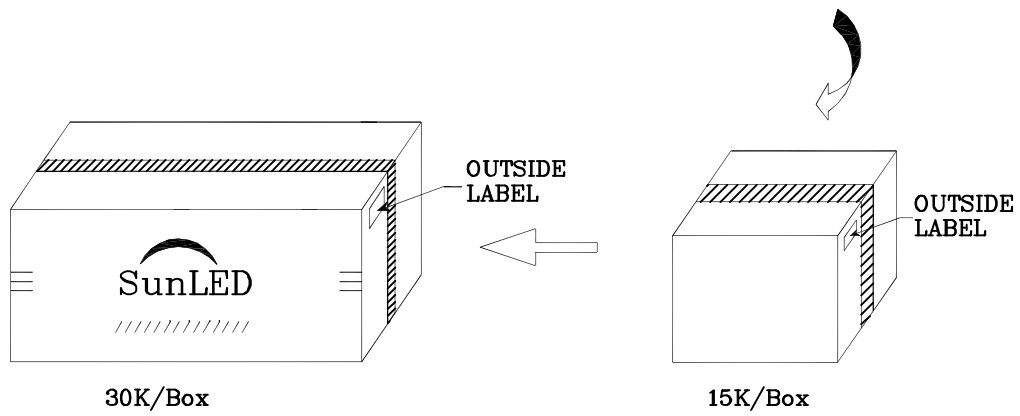
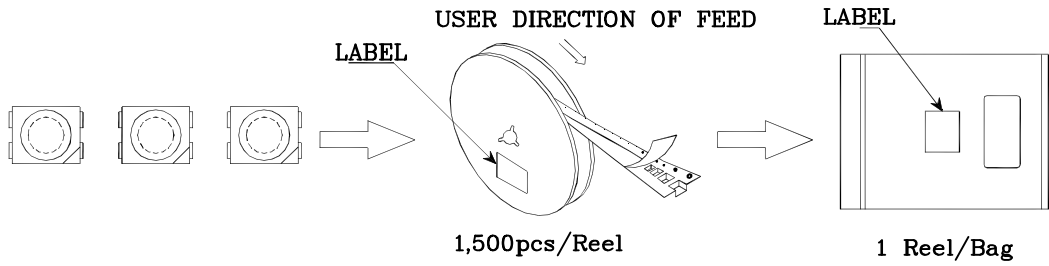

**Reflow Soldering Profile for SMD Products (Pb-Free Components)**



- Notes:
1. Maximum soldering temperature should not exceed 260°C
  2. Recommended reflow temperature: 145°C-260°C
  3. Do not put stress to the epoxy resin during high temperatures conditions




PACKING & LABEL SPECIFICATIONS

Q.C. Q C

XX XX. XXXX

PASSED

|  |           |
|--|-----------|
| P/NO : Zxxx96x   |           |
| QTY : 1,500 pcs  | CODE: XXX |
| S/N : XX   |           |
| LOT NO :   |           |
| <br>XXXXXXXXXXXXXXXXXXXXXXXXXX |           |
| RoHS Compliant   |           |